



















Resident Membership Survey

1. What year are you in your residency?




	Response Percent	Response Count
1 	36.6%	34
2 	25.8%	24
3 	30.1%	28
Other (please specify) 	7.5%	7
answered question		93
skipped question		0

2. Which program?



	Response Percent	Response Count
Advocate Christ 	6.5%	6
Advocate Lutheran General 	8.6%	8
Adventist Hinsdale 	8.6%	8
Adventist La Grange	0.0%	0
BroMenn - Osteopathic	0.0%	0
Carle Foundation Urbana	0.0%	0
Cook Co. – Loyola Provident	0.0%	0
Jackson Park 	4.3%	4
MacNeal	0.0%	0
Methodist Medical Center – Peoria 	9.7%	9
Mount Sinai Hospital Family Practice Residency	0.0%	0
Northwestern - McGaw	0.0%	0
Resurrection 	8.6%	8
Resurrection St. Mary – St. Elizabeth 	12.9%	12
Rush Copley 	1.1%	1
Swedish Covenant 	1.1%	1
Univ. of Chicago - NorthShore 	10.8%	10
UI Chicago 	7.5%	7
UIC – Illinois Masonic 	9.7%	9
UI Rockford 	1.1%	1
UI Rockford Dixon Rural Track	0.0%	0
Olympia Fields - Osteopathic	0.0%	0
SIU Carbondale	0.0%	0
SIU Decatur	0.0%	0

SIU Quincy		0.0%	0
SIU Springfield		4.3%	4
St. Joseph's		1.1%	1
Saint Louis Univ - Belleville		2.2%	2
West Suburban		0.0%	0
Other (please specify)		2.2%	2
answered question			93
skipped question			0

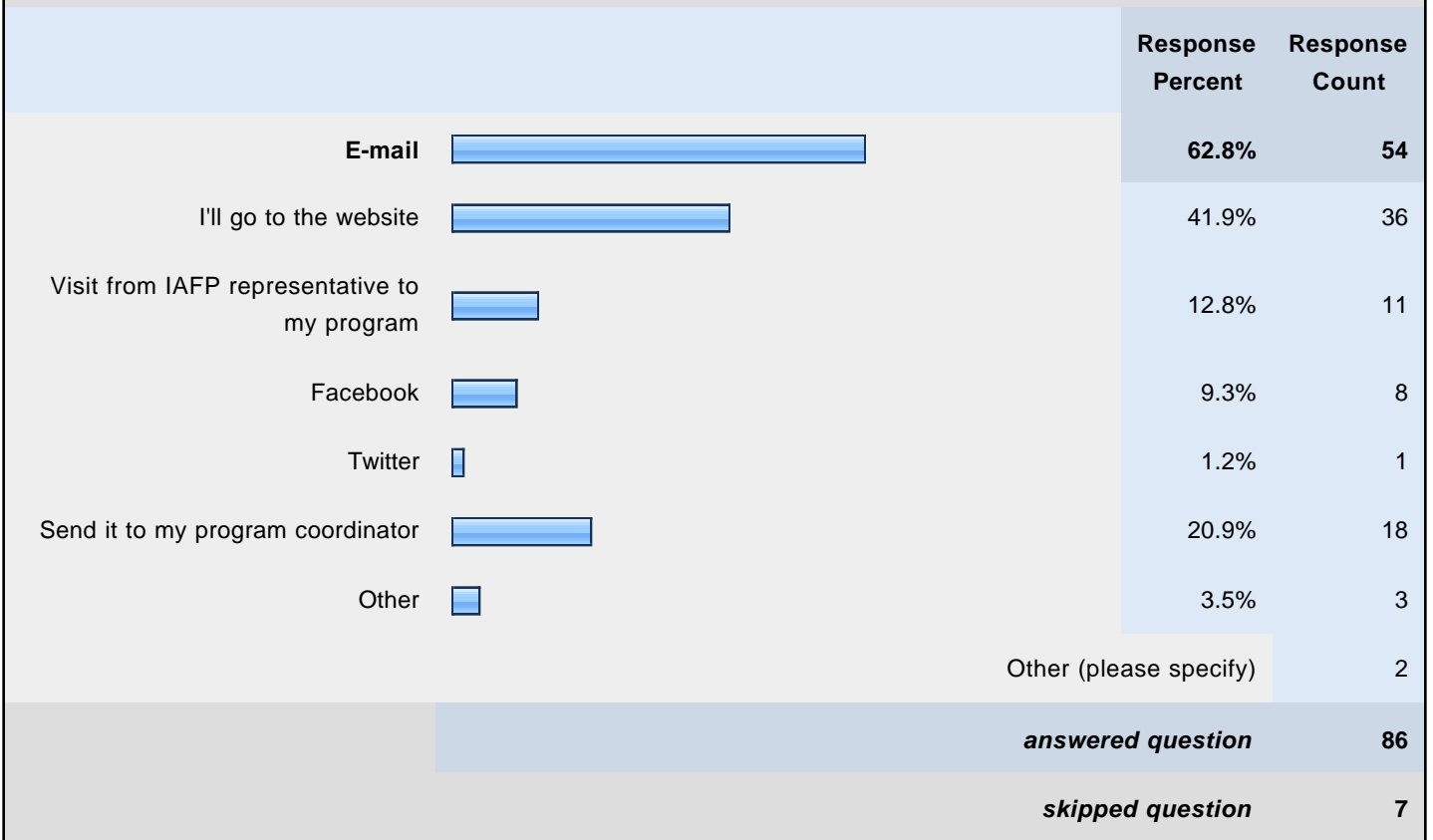
3. Are you from?

		Response Percent	Response Count
Illinois		53.8%	50
Another State		31.2%	29
Another country		15.1%	14
answered question			93
skipped question			0

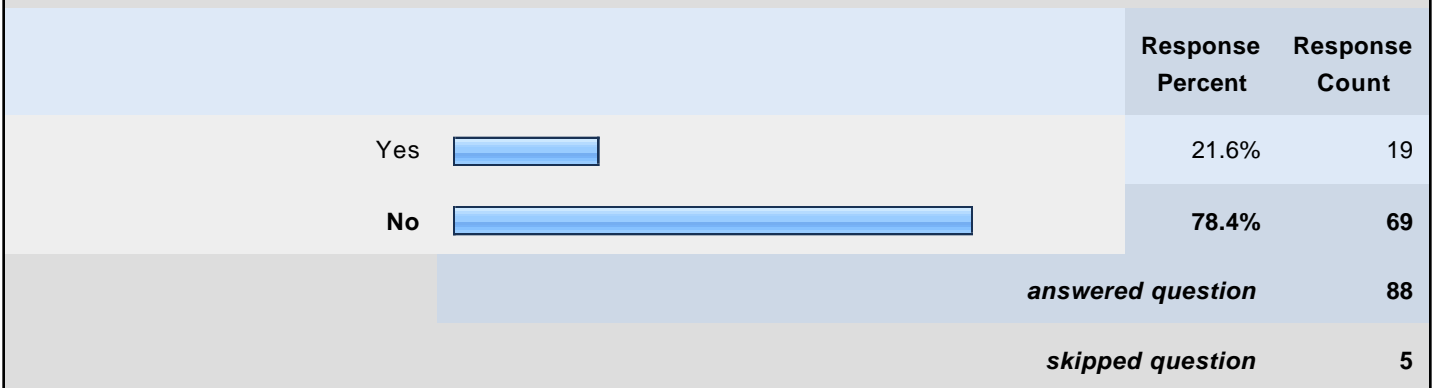
4. Do you feel like you have a good understanding of what IAFP does, as well opportunities and resources available to resient members?

		Response Percent	Response Count
Yes		32.6%	28
No		67.4%	58
answered question			86
skipped question			7

5. How would you like to find out more about IAFP?



6. Have you ever attended an IAFP event?









7. If Yes, which events (choose all that apply)

	Response Percent	Response Count
Fall Forum	69.6%	16
Resident Roundup	39.1%	9
Spring into Action	21.7%	5
Annual Meeting	8.7%	2
Other (please specify)		1
answered question		23
skipped question		70







8. What opportunities/information do you want from IAFP?

	Response Percent	Response Count
Meetings with other residents on current events	33.7%	29
Seminars to prepare for life after residency	75.6%	65
Education on finding/choosing the right practice setting	70.9%	61
Panel discussions with practicing physicians	18.6%	16
Personal development education	34.9%	30
Financial management education	60.5%	52
Social/networking with other residents	29.1%	25
Networking/mentoring with residents and/or active family physicians	34.9%	30
Teach Tar Wars in my community	7.0%	6
answered question		86
skipped question		7



9. IAFP Resident Roundups (social and education event for Illinois Residents) were held in 2007 and 2008. Would you be interested in a social and educational event (clinical, practice management or personal development content)?

	Response Percent	Response Count
Definitely 	25.3%	20
I think so 	46.8%	37
I have no idea at this point 	19.0%	15
Doubt it 	6.3%	5
No chance 	1.3%	1
What's Resident Roundup? 	1.3%	1
Reason? (please specify)		1
answered question		79
skipped question		14





10. When would you be willing to attend an IAFP event? Check all that apply.

	Response Percent	Response Count
Weeknights 	35.9%	28
Friday evenings 	23.1%	18
Saturday daytime 	34.6%	27
Saturday evening 	25.6%	20
Sunday day 	14.1%	11
Only if the event is at my program 	29.5%	23
answered question		78
skipped question		15





11. Should a Resident Roundup program:

		Response Percent	Response Count
Include a social component and last a little longer		64.5%	49
Be all business and end sooner so I can get back to my weekend or evening		35.5%	27
	Suggest a topic! (please specify)		1
answered question			76
skipped question			17





12. I would attend IAFP Events at the following locations (check all that apply)

		Response Percent	Response Count
In Chicago		73.4%	58
In the Chicago metro area		46.8%	37
Springfield		7.6%	6
At my program only		22.8%	18
answered question			79
skipped question			14



13. Do you read IAFP E-news (sent every other Friday via e-mail)?

	Response Percent	Response Count
Always 	2.6%	2
Sometimes 	46.2%	36
Never 	21.8%	17
What is E-news? 	29.5%	23
<i>answered question</i>		78
<i>skipped question</i>		15



14. Do you read Family Physician Newsletter (sent once every two months via e-mail as a link to PDF file)?

	Response Percent	Response Count
Always 	3.8%	3
Sometimes 	52.6%	41
Never 	16.7%	13
Never heard of it 	26.9%	21
<i>answered question</i>		78
<i>skipped question</i>		15

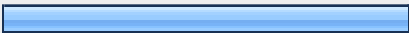




15. Have you ever visited the IAFP web site to find information?

	Response Percent	Response Count
Yes 	35.1%	27
No 	64.9%	50
<i>answered question</i>		77
<i>skipped question</i>		16

16. Should IAFP send an electronic newsletter specifically with resident information to all residents by e-mail?

	Response Percent	Response Count
Yes 	66.7%	52
No 	33.3%	26
<i>answered question</i>		78
<i>skipped question</i>		15

17. How do you prefer to receive information about resident activities/events/opportunities from IAFP?

	Response Percent	Response Count
E-mail from IAFP 	61.5%	48
E-mail from my coordinator 	24.4%	19
E-mail from my program director 	10.3%	8
On paper in my program inbox 	14.1%	11
US Mail 	14.1%	11
Other (please specify)		0
<i>answered question</i>		78
<i>skipped question</i>		15

18. How would you like to be involved with IAFP?

	Response Percent	Response Count
Join a committee	29.7%	19
Volunteer at local events in my area	54.7%	35
Attend Spring into Action 2011 in Springfield	10.9%	7
Attend IAFP Annual Meeting (Dec. 3-4 in St. Louis)	32.8%	21
Teach Tar Wars to a nearby school	14.1%	9
<i>answered question</i>		64
<i>skipped question</i>		29

19. How do you feel that the Patient Protection and Affordable Care Act (PPACA - federal health care reform) will affect your future as a practicing family physician?

	Response Percent	Response Count
Positive impact on my future	15.8%	12
Somewhat positive impact	21.1%	16
No real impact on my future	3.9%	3
Somewhat negative impact	5.3%	4
Very negative impact	2.6%	2
I have no idea how it affect me	21.1%	16
I don't think I understand the full impact of the reforms	30.3%	23
Other (please specify)		0
<i>answered question</i>		76
<i>skipped question</i>		17

20. What are your concerns about your career? Choose all that apply.

	Response Percent	Response Count
Being prepared for independent practice	66.7%	50
Finding a job	52.0%	39
Having enough primary care physicians in practice	24.0%	18
Liability - malpractice suits	58.7%	44
Payment from public payers (Medicare and Medicaid)	54.7%	41
Payment from private payers (Insurance, self-pay)	44.0%	33
Other (please specify)		3
<i>answered question</i>		75
<i>skipped question</i>		18

21. What issue would you like your delegate to AAFP National Conference to address?

	Response Count
	8
<i>answered question</i>	8
<i>skipped question</i>	85